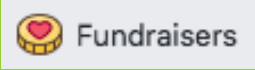






# Social & Emotional Wellness Initiative

## Facebook Fundraiser How-To Guide

To create a fundraiser for the Social & Emotional Wellness Initiative, [click here](#) or follow these steps:

- Click  in the left menu of your News Feed.
- Click .
- Select .
- Search for "Social & Emotional Wellness Initiative" and select us from the list of search results.
- Choose an amount you want to set as the goal for your fundraiser, and enter the date you want your fundraiser to end.
- Click .
- Customize the title and description of your fundraiser to explain to your Facebook friends what you're raising money for and why.
- Click .
- Optionally customize the photo you want to display with your fundraiser by clicking Edit, or click Create to finalize your fundraiser.
- Facebook will then invite you to Share your fundraiser on your profile and allow you to select specific friends you want to Invite to your fundraiser.

Note: Donation and fundraising features on Facebook aren't available in every area.

*Influence Lives. Empower Youth*